



CPI Release Day — Greetings, Folks:

This past weekend, without a doubt, felt like a distinctly American celebration across the crypto landscape.

From vibrant community discussions to a market rebound, from renewed enthusiasm around Bitcoin ETFs to a resurgence in trading activity—this wave of crypto exuberance appears to have set the emotional stage for the upcoming congressional "Crypto Week."

What's different this time is the tone: less about regulatory anxiety, and more about constructive momentum.



Members of Congress are introducing crypto-related legislation at an unprecedented pace. Digital assets are no longer peripheral—they're becoming part of the national strategic conversation.

This marks not only the beginning of a regulatory transformation but also a tentative restoration of confidence.

In an era defined by information overflow, only quantitative frameworks can consistently identify signals of lasting value.

We encourage investors to move beyond reactive behavior and adopt a discipline rooted in data, models, and sentiment analytics—a comprehensive strategy designed to deliver resilience and outperformance.

This is not merely a contest over capital—it is an invitation to help shape the future architecture of global finance.

To find order amid volatility. To forge conviction amid divergence.

And to earn one's share of the rewards in a changing era.

To the new faces joining us each day—welcome. And to my long-standing friends—welcome back.

I’ m the founder of the NOVA Quantitative Think Tank Center and one of the core developers behind the Acumeta quantitative system. It’ s been a genuine pleasure to hear many investors here refer to me as “Doctor”—a title that brings back memories of my academic years.

Clearly, this is a space designed for thoughtful exchange on quantitative strategies and disciplined decision-making. I hope that through your engagement here, you’ ll find real, practical solutions to the challenges you face in your investment journey.

It’ s also my intention that this community—born from a desire to share enduring knowledge—continues to offer meaningful, structured content, and at the right moments, delivers timely signals to support your quantitative decision-making and strengthen your conviction as an investor.

If you’ re new to this space, please reach out to my assistant, Claire

Miller. She will guide you through the essential onboarding steps. And if you're seeking additional resources within the equity space, don't hesitate to extend your genuine interest—authentic curiosity is always met with generosity here.

What's even more encouraging is that the three major legislative proposals emerging during Crypto Week have once again affirmed the strategic foresight behind our tokenization approach at the Quantitative Think Tank Center.

I remain convinced that the passage of these three crypto bills will catalyze a broader wave of tokenization.

Take, for example, the recent surge in tokenized equities—it reflects a broader structural shift, a case study in how traditional assets are beginning to migrate toward crypto-native frameworks in response to the evolving architecture of modern wealth.

This is precisely why our issuance of tokens—structured as a method of capital formation for the Acumeta system—has been

met with growing interest and favorable signals from across the industry.

Consider this: when you hold one of our token vouchers, you hold a claim—a key certificate—redeemable for future tokens. And as tailwinds continue to drive token valuations upward, might the value of what you ultimately redeem become increasingly significant?

So—guys—have you thought about how to secure more of these token vouchers?

In this interactive rewards program — designed to promote goodwill and a mindset of safe, responsible investing — how can you earn our token vouchers?

1. By actively sharing your feedback and expressing your own ideas within the community — this builds connection and earns recognition.
2. By enthusiastically inviting your investor friends to join us, and

helping them complete my identity verification process.

3. By participating in our content discussions, contributing thoughtful insights, and helping enhance the knowledge-sharing culture — this also helps you strengthen your trading skills.

4. By following our trading recommendations and actively participating in compensation-backed stock validations — just take a screenshot and share your progress with me.

Our interactive community offers a wide variety of rewards, and our token vouchers are becoming a powerful way to deliver meaningful, positive value back to every participant.

Why do I say their value goes beyond what you might imagine?

So why is it that today we are offering token vouchers from the Quantitative Think Tank Center—rather than distributing the tokens themselves?

It's a fair and important question.

A voucher is, in essence, a promise—a representation of mutual trust. It embodies the core value of blockchain: decentralized, immutable consensus.

We have no desire to promote our token prematurely, before you've had a chance to truly experience, explore, and validate its underlying logic and utility. To present it otherwise would be to place marketing ahead of substance, and that's not our ethos.

By offering token vouchers, we are expressing appreciation. Much like receiving a store credit from a place like Walmart, these vouchers become redeemable upon meeting certain conditions. That's all. Nothing more, nothing less.

So let me ask you:

Are you willing to continue engaging with our quantitative strategy dialogue and sharing your insights?

Do you believe in what Acumeta is building—and wish to see it grow stronger?

Are you ready to align yourself with a system designed to refine decision-making and elevate trading conviction?



This Tuesday, global markets turned their attention to the U.S. CPI report—marking the highest recorded inflation figure since February of this year.

What implications does this carry for the equity markets and the Federal Reserve’ s anticipated rate-cut trajectory?

Generates something

Looking at pre-market equity futures, it’ s clear that markets rebounded following the data release, with trading sentiment running high.



Why, then, would a CPI print that aligned with expectations be considered a positive catalyst for equities?

As I outlined last Friday, the CPI reflects the pace of price increases over the prior month. When that growth remains within anticipated bounds, it signals that inflation is not spiraling beyond control—avoiding the kind of surprise that typically triggers market anxiety. From a sentiment perspective, the absence of negative surprises is, in itself, a constructive outcome.

And now, with the inflation rate returning to the 0.3% range—what does that signal for the path ahead?

CPI, the Consumer Price Index, is a widely used indicator for measuring changes in the cost of living. It is also the most common metric for tracking inflation.

An increase in CPI means that goods and services have become more expensive—your money carries less purchasing power, signaling inflation.

A decrease in CPI indicates that prices are falling—your money gains value, which may suggest deflationary pressure.

In this instance, although the CPI data rose, it was in line with expectations. This suggests that the market had already priced in such a modest uptick—reflecting a stable sentiment around inflation expectations.

More importantly, a rising CPI often reflects stronger demand on the consumer side, signaling an increase in household spending. Rising expenditures typically stem from income growth, which in turn points to a healthy labor market and sustained consumer confidence.

From this, we can infer that the U.S. economy is not experiencing stagflation or entering a recession. Instead, it is showing signs of resilience—which helps explain the upward momentum in equity markets during pre-market trading.

Generates something

That, in essence, is the rationale behind the market's strength ahead of the opening bell. Does that make sense to you?

Another area of focus lies in the question: Given this latest CPI data, when might the Federal Reserve begin cutting rates?

First, it is essential to understand that the Fed will not initiate rate cuts in the face of elevated inflation. Doing so would only risk accelerating both the pace and breadth of inflationary pressure.

In this context, the key takeaway from today's data is that it was broadly in line with expectations.

While the Federal Reserve has long aimed to guide inflation back toward the more stable 0.2% level, the current geopolitical and tariff-related environment has led markets to accept a higher baseline for now.

From that perspective, I continue to believe that a rate cut remains on the horizon—most likely in September.

Why not in July? The rationale is straightforward: the Fed, and particularly Chair Powell—known for his more cautious stance—will want to review another full cycle of economic data before

committing to a shift in policy. This conservative approach is why President Trump called for Powell’s resignation.

The Producer Price Index (PPI) is scheduled for release on Wednesday.

PPI measures changes in the cost of inputs used by businesses to produce goods. It is often viewed as the “upstream” counterpart to CPI. When production costs rise meaningfully, these increases are frequently passed on to consumers, eventually pushing consumer prices higher as well.

In that sense, PPI serves as an early indicator of future inflation trends. Elevated PPI readings can put pressure on corporate margins, and by extension, on equity markets.

On Thursday, consumer spending data will be released.

Consumption reflects the underlying vitality of the economy—household spending remains one of the key drivers of U.S. growth.

Strong retail sales figures typically indicate that consumers have both the means and the willingness to spend, a signal that is broadly interpreted as a sign of economic resilience and is generally supportive of equity valuations.

Together, these two data points can meaningfully shape intraday market behavior. Following a strong open, equities often face the risk of retracement as investors digest the implications of incoming data. This reflects the ongoing tension between optimism and caution—a reminder of how sentiment can shift quickly in response to macroeconomic signals.

Another point of attention is that the tariff countermeasures have not escalated into anything particularly intense—a reality the market is already beginning to digest.

What may exert a more immediate influence on this week's equity market is the official start of the Q2 earnings season.

The performance of bank earnings will directly impact the trajectory of the financial sector.

If the earnings reports from major banks are strong, they may attract additional capital inflows into financials, lifting share prices across the sector.

On the other hand, if results disappoint, it could not only weigh on individual stock prices, but also trigger broader concerns about the health of the financial industry, leading to a sector-wide decline.

Until those answers emerge, market volatility is likely to increase.

Therefore, in the short term, I believe our trading approach should lean toward short-cycle strategies, with an emphasis on buy the dips.

In the next step, I will be introducing a portfolio strategy—designed to reinforce our protective moat for secure and resilient trading.

For individual stocks, the market's spotlight is likely to fall on Netflix, which will report earnings after the close on Thursday.

With the streaming giant's share price having reached an all-time high roughly ten days ago, its upcoming results will need to be truly

exceptional to sustain the current upward momentum.

Thursday also brings TSMC's earnings report.

As a bellwether for the global semiconductor industry, TSMC's results offer more than just a reflection of its own operations; they provide critical insight into broader trends across the technology sector and global demand for electronic products.

After all, whether it's smartphones, computers, or AI chips, the production of advanced semiconductors from TSMC remains indispensable.

Should TSMC exceed expectations or deliver an optimistic outlook, it would almost certainly boost the entire technology sector—and potentially lift the broader market as well.

Conversely, disappointing results or a cautious forecast could introduce uncertainty for tech stocks.

As we move into the second half of July, markets may be entering a period of heightened volatility. It is essential that we cultivate a

sense of risk awareness in advance.

To be clear, this is not a call to liquidate positions.

Rather, it is the sober assessment of a seasoned investor—or of an institution guided by a disciplined, data-informed strategy—acting with clarity and composure.

The S&P 500 (.SPX) has posted record highs for two consecutive weeks, yet the RSI has not followed suit. This divergence suggests that the rally may be losing strength, and the likelihood of a pullback is increasing.

Historically, new all-time highs are often followed by moderate corrections.

Meanwhile, the VIX remains subdued at 16.4. In such an environment, even modestly negative news could spark fear and drive volatility sharply higher.

Investors should prepare mentally and avoid unwarranted optimism.

Stay alert. Position sizing should remain measured and disciplined.



At the same time, now may be the most opportune moment to implement hedging strategies. Instruments such as UVXY / UVIX can serve as effective tools.

In my view, any equity portfolio at this juncture would benefit from holding at least one of them as a means of prudent risk mitigation.

On Tuesday, the equity markets continued to digest the latest CPI data. Meanwhile, within the context of this ongoing "Crypto Week," one of the most actively traded digital assets has been ETH.

As the second-largest token in the crypto ecosystem, Ethereum has shown notable strength—its ETF, ETHA, is demonstrating a clear upward trajectory.

Why highlight this particular token today?

The reason is straightforward: when you hold USDC—or receive USDC through our community initiatives—you need ETH.

Think of it as fuel for your vehicle when entering a highway.

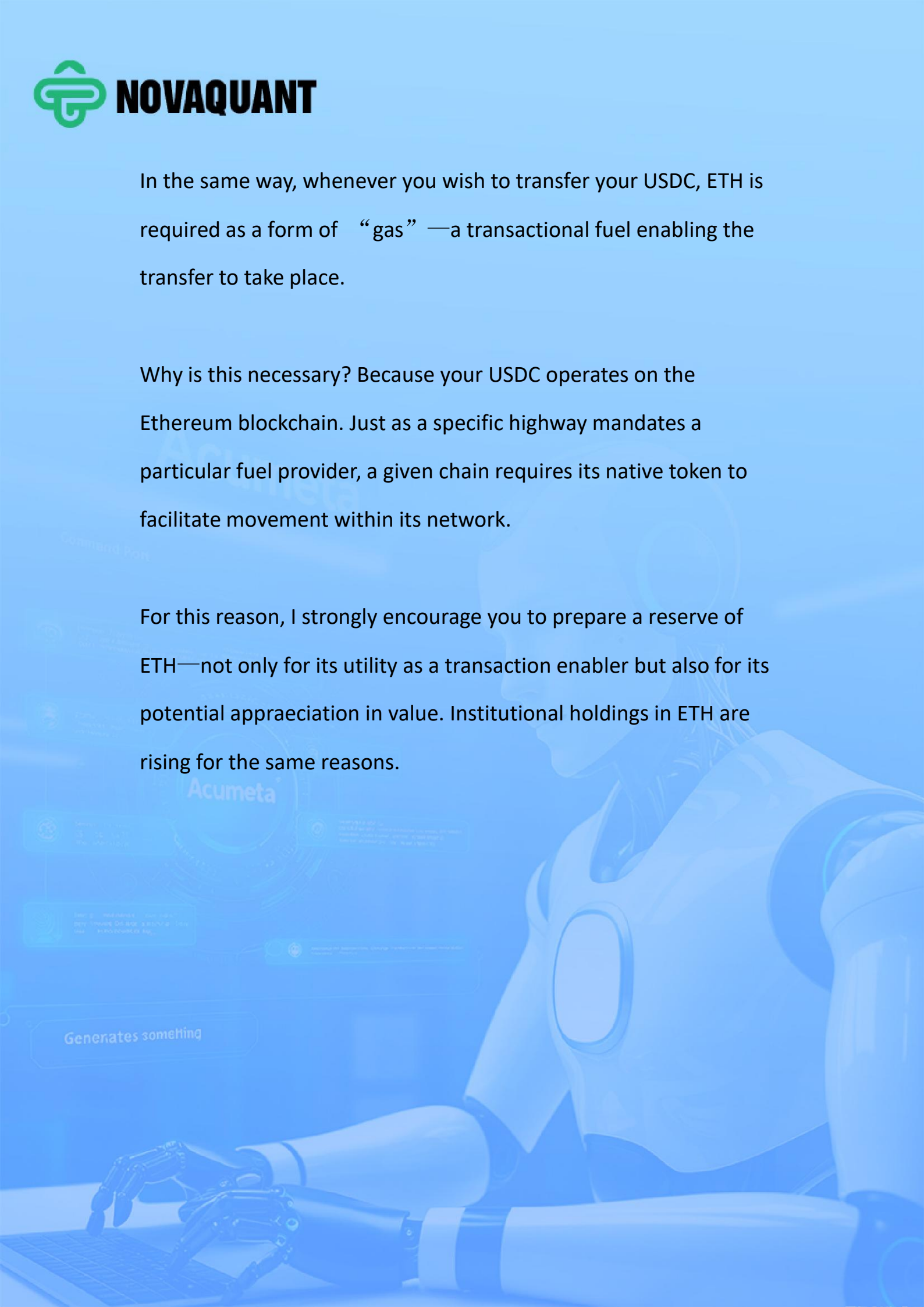
To activate movement, energy must be supplied.



In the same way, whenever you wish to transfer your USDC, ETH is required as a form of “gas” —a transactional fuel enabling the transfer to take place.

Why is this necessary? Because your USDC operates on the Ethereum blockchain. Just as a specific highway mandates a particular fuel provider, a given chain requires its native token to facilitate movement within its network.

For this reason, I strongly encourage you to prepare a reserve of ETH—not only for its utility as a transaction enabler but also for its potential appreciation in value. Institutional holdings in ETH are rising for the same reasons.





How, then, should we approach Tuesday's trading session?

Former President Trump is expected to announce a \$70 billion investment initiative in artificial intelligence and energy infrastructure today in Pennsylvania—an ambitious policy move aimed at accelerating the development of emerging technologies.

The plan will include the construction of new data centers, expansion of power generation capacity, modernization of grid infrastructure, and the launch of AI-focused training and apprenticeship programs.

Generates something

With this momentum behind the sector, we are seeing renewed trading opportunities in both AI applications and smart grid development.

One name I view with particular interest is Vistra Corp. (VST), a power generation and retail electricity provider.

With a current market capitalization of approximately \$65 billion, the company is well-positioned to surpass the \$100 billion mark over time. The increasing demand for AI compute capacity inevitably raises the need for reliable, large-scale power delivery—an area where Vistra is well capitalized and operationally strong. Its dividend profile also offers a compelling income component for long-term holders.

For those with a strategic outlook, I recommend participating through a compensation-backed trading plan.

If you are seeking option-based entry signals, please reach out to my assistant for guidance.

On Tuesday morning, our discussion was on the topic of expectation management in investment strategy.

Put simply, investment expectation management is the discipline of

“managing your expectations about the future.”

Imagine this: both you and a friend are intrigued by a newly opened café.

You believe it’s going to be a runaway success—long lines every day, ten new locations within a year. Your expectations are high.

Your friend, on the other hand, sees it as a niche boutique—charming, perhaps sustainable, but unlikely to scale quickly. He believes it might take years to open a second branch. His expectations are more restrained.

This is the essence of differing expectations.

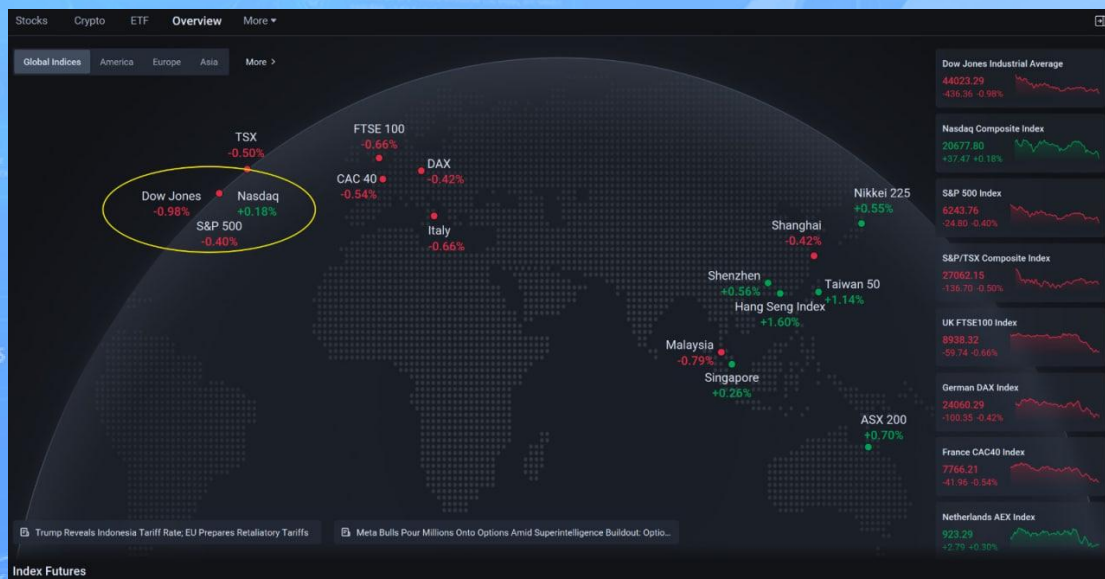
The heart of expectation management lies in understanding that stock price movements are often not determined solely by whether a company performs “well” or “poorly”—but rather by whether that performance exceeds or falls short of what the market had anticipated.

To succeed, one must think like a seasoned weather forecaster. It’s

not enough to understand the actual climate; one must also grasp the prevailing assumptions about it.

This is precisely where the strength of our quantitative expectation frameworks lies. Acumeta has been built to navigate this intersection of reality and perception with precision and foresight.

This afternoon, we' ll continue the conversation with a deeper exploration of portfolio construction and management.



Hi, folks,

How' s your afternoon going?

The market feels unusually indifferent this Tuesday—an almost unfamiliar sensation. But I want to remind you: this is the randomness of market fluctuations at work. Over time, we grow accustomed to such changes.

After the close, we continue to explore what this choppy, downward-trending environment really means for our trading decisions. What should we hold onto with conviction, and where might it make sense to act more aggressively?

Our quantitative strategy is a direct response to this. It doesn' t aim to create complexity—but rather, to remove it. With the clearest data and the simplest models, it helps you cut through the noise of the markets and focus on what matters most—enabling you to make the most correct, stable decisions possible.

Generates something



What can Acumeta actually do?

If you've only recently joined us, please log in and visit our secure official site at: <https://www.novaquantpro.com/news>. You'll find detailed documentation there.

As a quantitative system, Acumeta is designed to respond to real-time market dynamics—incorporating information flow, policy signals, major current events, chart pattern recognition, data fluctuations, and millisecond-level monitoring capabilities. It offers a range of intelligent trading support features, including secure trade alerts and custodial execution tools.

In essence, for a successful system like Acumeta, code is law.



Every layer of its architecture is built upon my own investment philosophy and the distilled experience of many years in the field. For this reason, it requires extensive training and refinement in order to reach its optimal state—only then will it be finalized and released globally.

At this critical stage of development, your ongoing feedback and firsthand observations are both welcome and essential.

## Acumeta's Quantitative Signal Insights on the Current Equity Market

Every stock trading signal we've acted upon in the past has ultimately been executed through this system. My team of analysts and I evaluate these signals within a comprehensive analytical framework—rooted in structure, logic, and objectivity—and then validate them through real-time market performance.

Judging from recent trading periods, the system has demonstrated relative stability. We have not observed any significant drawdowns

across our selected equities; in fact, the results have been consistently constructive.

It may be fair to acknowledge that part of this outcome is due to favorable timing. However, in practice, the strategy has proven capable—particularly in compensation-backed stock validations—of offering investors across community forums and program channels a path toward profitable and risk-conscious participation.

Think back—have you experienced these trades yourself?



Reviewing Today's Close: The S&P 500 (.SPX) May Be Sending a Disquieting Signal

Acumeta's memory-based candlestick chart has tracked countless key moments in previous market cycles, and it has observed a consistent pattern: after each time the S&P 500 reaches a new all-time high, there is typically a stretch of continued, choppy upward movement—followed by a signature warning.

That signal often appears as a day when the index opens higher but declines throughout the session, closing lower with a red candle that clearly reflects growing bearish momentum. When there is no lower wick at the end of the day—no visible sign of buying support toward the close—it often points to further downside the next day.

This pattern has been seen at multiple points in the past—for example, in November and December of last year, and again in February of this year.

So, will this memory repeat itself? History doesn't repeat—but it often rhymes.

Generates something

often rhymes.

At Different Times, Faced with Similar Conditions—How Do I Interpret and Decide?

This emerging downward trend is something I’ ve repeatedly examined in our community forum sessions. But today, my focus is on finding a trading approach—and a clear framework—that can guide all of us through this period with clarity and discipline.

Earlier this morning, I noted that several key economic data releases scheduled for this week would likely continue to shape trading sentiment. The wave of selling that followed suggests that the market has affirmed my assessment. Or rather, it confirms a deeper conviction I hold: I have never made judgments blindly. I respect the market. I remain humbled by it. And I adhere to the principle that the market is always right.

So the question now becomes: how significant will this round of drawdown in the equity index prove to be?

Based on the historical data and chart recognition provided by

Acumeta, I expect the S&P 500 (.SPX) index to experience a decline over the course of two to three trading days, with a potential maximum drawdown approaching the 6,000-point level. The key driver behind this projected retracement lies in unresolved tariff policy—specifically, forthcoming measures toward the European Union and China. Given the nature of these economic relationships, retaliatory responses from both blocs appear inevitable.

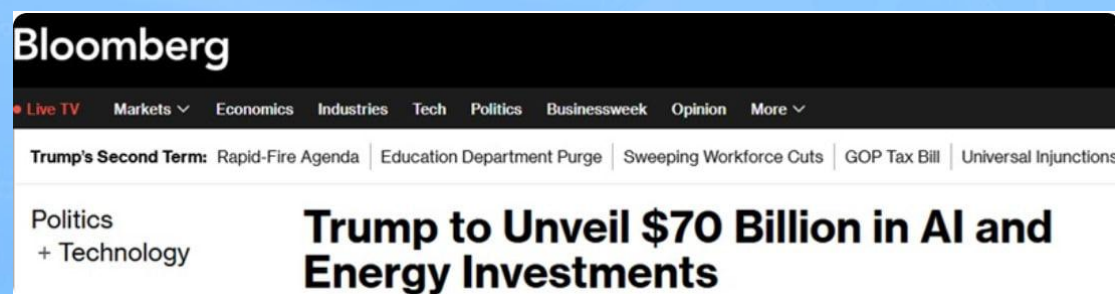
As such, it comes as no surprise to me that we are now seeing a gradual escalation in market unease—rising from volatility to anxiety, and from anxiety to fear.

Another contributing factor is the misplaced expectation, held by some over the past week, that the Federal Reserve might lower rates in July under political pressure—particularly from the Trump camp. In reality, that prospect has proven ineffective. With today's CPI data now released, the market has returned to a more rational posture, believing in the closing of the window on a July rate cut.

As for September, the path to any potential easing remains contingent on forthcoming data—particularly from August—adding

further uncertainty and fueling selling sentiment.

That said, sentiment is inherently fluid. I believe that once the S&P 500 returns to the 6,000-point range and finds technical support, capital positioned for value opportunities will begin to re-enter the market. From there, we may see a more constructive setup emerge.



Another important point: President Trump continues to place significant emphasis on the performance of capital markets—just as he has persistently called for interest rate cuts from the Federal Reserve and even exerted pressure to replace Chairman Jerome Powell.

At today's event in Pennsylvania, he also announced an AI-plus-energy investment initiative, with additional plans expected to be unveiled in the coming weeks. This suggests that market-positive developments could emerge at any time,

potentially triggering a renewed rally.

Unless these initiatives ultimately fall short and trigger negative spillover effects, there is little justification for sustained selling pressure in the equity indices—or for us to respond with undue anxiety or alarm.

It is therefore essential to recognize that this period of decline may, in fact, present greater opportunity than risk. The drawdown is not as damaging as it may appear, and maintaining a balanced, disciplined allocation remains the more prudent path forward.



So—what is my strategy?

In truth, this has been part of a longer journey of trading exploration. From the moment you first joined my community forum sessions, you may have already received early-stage trading guidance. This was part of our initial trial of a quantitative portfolio strategy—something earlier members may recall encountering firsthand.

For example, in outlining a medium-to-long-term allocation plan, I highlighted two key dividend-focused ETFs: IWY / PFF.

Yes, they are what I refer to as "cash cows"—assets that consistently generate fresh income each month in the form of cash distributions.

Moreover, if you've been watching price behavior, you'll have noticed that both ETFs have trended upward steadily over the past month.

This affirms the underlying design of the portfolio: dividend yield paired with capital appreciation.

Which brings us to the current moment—these ETFs appear to have reached their short-term profit objectives. That makes this a



favorable window for profit-taking, while also preparing for more compelling reentry opportunities. I'll continue to share these with you throughout the week.

There is another approach: trading short-term, aggressive stocks that aim for quick gains—a path I trust many of you have explored.

Our earlier trades primarily relied on compensation-backed validation strategies. What is the plan moving forward?

It is to scale up the trading size, offering you security through a diversified portfolio, while steadfastly maintaining compensation-backed trade insurance. This principle remains unchanged: to provide a safe trading environment for every follower here.

These short-duration stocks are often subject to market volatility.

Generates something

Yet, I have consistently chosen to focus on certain sectors—such as cryptocurrency-related and AI application stocks. These are at the forefront of mainstream interest, attracting significant capital and,

consequently, offering greater potential for upward movement.

The final layer is this: to remind everyone to fasten their seatbelts before a market downturn unfolds.

Well, we are not driving a car—but trading carries risks just the same.

Accordingly, my preferred hedging strategy centers on the volatility index, the VIX.

As an index trade, the most practical approach is to use ETFs tracking the VIX. Therefore, if you have invested in protective instruments like UVXY / UVIX today, you need not be overly concerned about impending market turbulence.

These ETFs are designed to respond to short-term policy moves and data releases that affect markets, or to spikes in panic during times of heightened uncertainty. When fear intensifies, the index rises, allowing for short-term gains.

Such gains serve to offset losses in your equity holdings, effectively

helping you navigate through unfavorable trading periods. Do you see the logic?

So, what exactly is the VIX? And why does it matter even more than price itself?

VIX, officially known as the CBOE Volatility Index, measures the market's expectations for volatility over the next 30 days.

It's not a variant of the S&P 500, nor is it simply a price-based derivative. Instead, it represents the market's collective "bid" for uncertainty—the price investors are willing to pay to protect themselves against what they don't know about the future.

VIX is often called the “fear index,” but let's be clear—it doesn't cause market panic. It reflects market expectations about potential fear and uncertainty.

Generates something

To put it simply:

1. When VIX rises, it means investors are willing to pay more for

protection—essentially, higher "insurance premiums" against future risk.

2. When VIX falls, market sentiment is calm, and investors expect little turbulence ahead.

What's crucial to understand is that VIX tracks expected volatility, not actual volatility. It's a real-time barometer of market psychology.

That brings us to the core logic of volatility arbitrage:

You're not betting on market direction—you're capitalizing on the disconnect between expectations and reality.

And that's one of the most consistent, repeatable strategies out there—not guessing price moves, but trading the gap between perceived risk and actual outcomes.



Market sentiment always shifts faster than actual volatility unfolds. What you're really profiting from is that time gap—the mismatch in emotions.

When panic hits the market, it often happens in an instant. But VIX long products tend to give back their gains just as quickly once that fear subsides. That's why, if you're in profit—you sell.

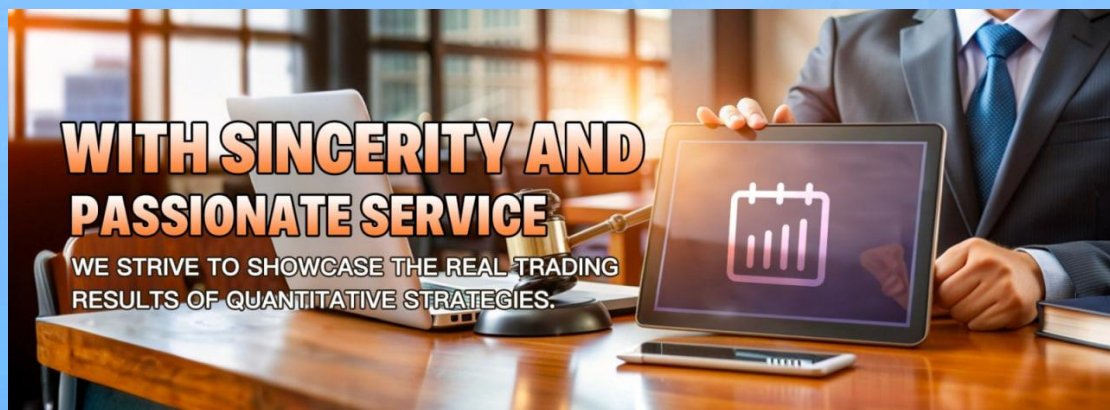
VIX isn't meant to be traded with a traditional trend-following mindset. It requires timing, structure, and rhythm. For institutional players, VIX is a precision tool to monitor and hedge market uncertainty.

As individual investors, we may not always operate at that institutional level—but here's what we can do:

Position short-term VIX call options before panic sets in. You're not trading market direction—you're trading off mispriced expectations.

In a volatility-driven market, smart capital always moves early, stays patient, and executes with discipline.

The market is never about who is smarter, but who understood the rules earlier.



By the time you've read this far, you likely have a sense of how I approach constructing an investment portfolio—how the high-frequency nature of quantitative strategies can still serve a broader purpose: to pursue balance within a thoughtfully assembled allocation.

Of course, I won't be disclosing it today. But in the final segment of our session, I will introduce a brief voting mechanism as part of our quiz reward round. I encourage you to participate and share whether the portfolio-based approach to trading resonates with you.


I look forward to hearing your thoughts.

Guys, while crypto-related equities may appear to be cooling off today, beneath the surface, momentum is quietly building toward a new breakout.

At present, Congress is in the thick of deliberating three major pieces of legislation, with second-round votes currently underway.

I am confident that, within a matter of days, these bills will begin to take shape publicly—ushering in what may be a new chapter for the digital asset era.

The question is: will you be ready for it—or left behind in the old one?



Beyond being the capital of crypto, the United States is also the champion of the AI race.

President Trump is scheduled to deliver a speech on July 23rd at the “Winning the AI Race” event, where he will outline his vision to ensure that the United States maintains its global leadership in AI.

The Trump administration is finalizing its national action plan for artificial intelligence, and Trump is expected to sign an executive order to implement the related policies. He has pledged to eliminate the previous administration’s “overly burdensome regulations” in order to unleash the full potential of AI innovation.



That is precisely why I remain firmly optimistic about: APP / RGTI / DUOL / RDDT. In the field of AI applications, these names are bound to draw unprecedented market attention, benefit from valuation upgrades, and see positive momentum in their stock performance.

All of these stocks are currently experiencing short-term fluctuations, which I view as a valuable buying window—especially DUOL, which presents a particularly attractive entry point right now.

In a market that now resembles the intensity of the Super Bowl, what we need is a strategy rooted in wisdom: the portfolio approach.

Think of it like a Thanksgiving dinner—you don't just serve turkey. You pair it with mashed potatoes, cranberry sauce, and a full spread that brings balance and satisfaction. A sound investment portfolio works the same way. Rather than chasing single-stock surges, we build through diversified allocation—methodical, steady, and designed for long-term capital growth.

As Warren Buffett famously said, “Don’ t put all your eggs in one basket.”

Our objective isn’ t the thrill of short-term trading highs—it’ s more like laying bricks, one by one, to construct a lasting fortress of wealth.

Consider this: equity investments require time to mature, much like brewing a fine cup of coffee—it simply can’ t be rushed.

Investing is not a sprint. It’ s a marathon.

If this resonates with you—if you believe in and appreciate the discipline of quantitative portfolio strategies—then be ready for the kind of capital surprise that only patience and structure can bring.

Let’ s take joy in the quiet satisfaction of compounded returns.

Closing questions — your chance to earn a special reward:

1. When markets begin to sell off, what do you tend to do?

2. Do you find your mood affected by volatility, and how do you

respond to it?

3. What's your perspective on AI's potential to drive economic growth and lift incomes?

Poll: Would you be interested in receiving a detailed, high-efficiency quantitative portfolio strategy plan? Have you tried the 40/60 model?

Share your answers with my assistant—it's your opportunity to submit a thoughtful response and engage in meaningful dialogue. I look forward to seeing your insights.

See you Wednesday.

